

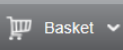


Uuden hinnaston lataaminen:

1. Kirjaudu OneWeb verkkopalveluun osoitteessa <https://www.hafele.de/en/account/login/>:

HÄFELE Home International  Worldwide Deutsch / [English](#) Contact us Sign in / Register

Products Living ideas Project Industry Service About Häfele

All Search text / article number  Quick Order 




Sign in as co-user







Customer number*

Password * [> Forgot your password?](#)

Keep me logged in

[Sign in >](#) [> Register Now](#)

Large range of products  Rapid delivery  Dedicated help & support 

    Newsletter  Apps  Print page

© 2017 by Häfele Imprint Data protection Terms & Conditions Usage conditions Sitemap Help & Support

2. Tarkasta sähköpostiosoite osiossa "My Profile":

- Verkkopalvelu käyttää kyseistä sähköpostiosoitetta esim. hinnaston, tilausvahvistusten ja uutiskirjeiden lähettämiseen.
- Ota yhteyttä asiakaspalveluun, mikäli haluat muuttaa sähköpostiosoitetta/osoitetietoja.


The screenshot displays the Häfele website's user interface. At the top, there is a navigation bar with the Häfele logo, 'Home International', and links for 'Worldwide', 'Deutsch / English', 'Contact us', and 'My account'. Below this is a secondary navigation bar with categories: 'Products', 'Living ideas', 'Project', 'Industry', 'Service', and 'About Häfele'. A search bar is located below the navigation, with a dropdown menu set to 'All' and a search icon. The main content area is titled 'My account' and includes a breadcrumb 'Home > My account'. A large section titled 'interzum Highlights' features a promotional image and a 'new products 2017' button. On the left side, a vertical sidebar menu lists account-related options: 'My account', 'Wish list', 'Order History', 'Retrieve article data', 'User management', 'My profile', 'Addresses', and 'Log off'. A red arrow points to the 'My profile' option. At the bottom of the sidebar, there is a link for 'Silent Aluflex 80 configuration tool'. The 'My account' menu on the right side of the page also lists these options and includes a 'Log off' button.

My profile

Customer number:

* = mandatory field


Invoicing address

First name	Häfele GmbH & Co KG, 	
Last name	Sivuliike Suomessa	
Street address, street number	Tupalankatu	4
Addition to address		
Postal code, city	15680	Lahti
Country	Germany ▼	
Phone no.	03/877770	
E-mail address	info@hafele.fi	



3. Valitse "Retrieve article data":

The screenshot shows the Häfele website interface. At the top left is the Häfele logo and 'Home International'. Navigation links include 'Worldwide', 'Deutsch / English', 'Contact us', and 'My account'. A secondary navigation bar contains 'Products', 'Living ideas', 'Project', 'Industry', 'Service', and 'About Häfele'. Below this is a search bar with a dropdown menu set to 'All' and a search icon. The main content area features a large banner with the text 'Look forward to the new Häfele web site.' and a 'Start now' button. On the right side, a 'My account' dropdown menu is open, listing options: 'My account', 'Wish list', 'Order History', 'Retrieve article data', 'User management', 'My profile', and 'Addresses'. A red arrow points to the 'Retrieve article data' option. At the bottom of the menu is a 'Log off' button.

4. Valitse halutut tiedot ja tiedostomuoto. Tiedosto lähetetään aiemmin määritettyyn sähköpostiosoitteeseen painamalla "Retrieve article data":

HÄFELE Home International  Worldwide Deutsch / English Contact us My account

Products Living ideas Project Industry Service About Häfele

All Search text / article number  Quick Order 

My account
Wish list
Order History
Retrieve article data
User management
My profile
Addresses
Log off

Silent Aluflex 80 configuration tool
Wooden drawer configuration tool
Drawer side systems configuration tool
Loox light planning
CAD data

Your personal contact

Home > My account > Retrieve article data

Retrieve article data

Please select the scope, price type and format.

* = mandatory field

Select the articles you wish to export.


All articles.
 My articles from the last three years.

Which price type do you want to export?

Recommended retail price.
 Net price.

To which format would you like the data to be exported?

Datanorm 5.
 CSV with semicolon (;) as field delimiter.
 CSV with pipe character (|) as field delimiter.
 Excel



Retrieve article data >

5. Kirjautu ulos palvelusta:

The screenshot shows the Häfele website interface. At the top left is the Häfele logo and 'Home International'. Navigation links include 'Worldwide', 'Deutsch / English', 'Contact us', and 'My account'. A secondary menu has 'Products', 'Living ideas', 'Project', 'Industry', 'Service', and 'About Häfele'. A search bar is present with a dropdown menu set to 'All' and the text 'Search text / article number'. The main content area features a banner with the text 'Look forward to the new Häfele web site.' and a 'Start now' button. On the right, a 'My account' dropdown menu is open, listing options: 'My account', 'Wish list', 'Order History', 'Retrieve article data', 'User management', 'My profile', and 'Addresses'. At the bottom of this menu is a red 'Log off' button with a right-pointing arrow. A red outline arrow points from the 'Log off' button back to the 'My account' menu header.